


























































29 100m Freestyle Men Heat

Official

































Rank	Competitor	Age	Club	RT	PTS	Result	
1	Cameron Gray	22		0.63		48.47 Entry: 48.42 +0.05	QA
	50m: 23.53 100m: 48.47 (24.94)						
2	Carter Swift	27		0.60		49.31 Entry: 48.97 +0.34	QA
	50m: 23.54 100m: 49.31 (25.77)						
3	Lewis Clareburt	26		0.70		49.70 Entry: 50.19 -0.49	QA
	50m: 24.38 100m: 49.70 (25.32)						
4	Michael Pickett	23		0.62		50.04 Entry: 51.85 -1.81	QA
	50m: 23.57 100m: 50.04 (26.47)						
5	Zachary Dell	25		0.69		50.07 Entry: 50.12 -0.05	QA
	50m: 23.70 100m: 50.07 (26.37)						
6	Igor Russanov	18		0.71		50.26 Entry: 50.46 -0.20	QA
	50m: 24.16 100m: 50.26 (26.10)						
7	Harrison Klouwen	20		0.65		50.43 Entry: 49.93 +0.50	QA
	50m: 23.91 100m: 50.43 (26.52)						
8	Jack Hendy	25		0.71		50.70 Entry: 49.97 +0.73	QA
	50m: 24.15 100m: 50.70 (26.55)						
9	Rui Hou	17		0.68		50.75 Entry: 51.73 -0.98	QB
	50m: 24.27 100m: 50.75 (26.48)						
10	Liam Curling	16		0.67		50.99 Entry: 50.69 +0.30	?
	50m: 24.40 100m: 50.99 (26.59)						
10	Orlando Hardie	17	Hamilton Aqua...	0.66		50.99 Entry: 51.29 -0.30	?
	50m: 24.41 100m: 50.99 (26.58)						
12	Jasper Cornish	19		0.64		51.20 Entry: 50.28 +0.92	QC
	50m: 23.64 100m: 51.20 (27.56)						
13	Fraser Walker	18		0.77		51.30 Entry: 52.49 -1.19	QB
	50m: 24.74 100m: 51.30 (26.56)						

14	 Kevin Zhang	19		0.64	51.36 Entry: 50.63 +0.73	QC
	50m: 24.59 100m: 51.36 (26.77)					
15	 Luke Manderson	17		0.65	51.63 Entry: 52.26 -0.63	QB
	50m: 24.57 100m: 51.63 (27.06)					
16	 Blake Elliott	23		0.62	51.69 Entry: 50.26 +1.43	QC
	50m: 24.13 100m: 51.69 (27.56)					
17	 Grayson Coulter	14		0.65	51.83 Entry: 51.61 +0.22	QC
	50m: 24.73 100m: 51.83 (27.10)					
18	 Brendan Visser	20		0.66	51.86 Entry: 51.74 +0.12	QC
	50m: 25.40 100m: 51.86 (26.46)					
19	 Roelof Stoetzer (\)	28		0.74	51.95 Entry: 52.07 -0.12	QC
	50m: 24.74 100m: 51.95 (27.21)					
20	 Hugo Wrathall	21		0.61	52.18 Entry: 51.68 +0.50	QC
	50m: 24.94 100m: 52.18 (27.24)					
21	 Thomas Nankervi	22		0.65	52.24 Entry: 52.06 +0.18	
	50m: 25.01 100m: 52.24 (27.23)					
22	 Josh Edwards-Srn	23		0.73	52.29 Entry: 51.40 +0.89	
	50m: 25.05 100m: 52.29 (27.24)					
23	 Ethan MacDonald	19	 Hamilton Aqua...	0.76	52.30 Entry: 51.95 +0.35	
	50m: 25.08 100m: 52.30 (27.22)					
24	 Isaac Gear	18		0.66	52.60 Entry: 52.94 -0.34	QB
	50m: 24.82 100m: 52.60 (27.78)					
25	 Liam Rees	19		0.68	52.73 Entry: 52.97 -0.24	
	50m: 25.40 100m: 52.73 (27.33)					
26	 Sam Brown	22		0.72	52.74 Entry: 51.24 +1.50	
	50m: 24.98 100m: 52.74 (27.76)					
27	 Brandon Holder	19		0.64	52.81 Entry: 52.67 +0.14	
	50m: 25.40 100m: 52.81 (27.41)					
28	 Kase Glintmeyer	15		0.66	53.09 Entry: 53.96 -0.87	
	50m: 25.49 100m: 53.09 (27.60)					
29	 Alastair Miller (V)	21		0.64	53.21 Entry: 52.40 +0.81	

















50m: 25.12 100m: 53.21 (28.09)

30	 Eric Wong	17		0.63	53.32 Entry: 54.01 -0.69	QB
	50m: 25.37 100m: 53.32 (27.95)					
31	 Donald Tian	16		0.67	53.37 Entry: 52.38 +0.99	
	50m: 25.34 100m: 53.37 (28.03)					
32	 Ryan Peck	20		0.67	53.51 Entry: 51.88 +1.63	
	50m: 25.16 100m: 53.51 (28.35)					
33	 Samuel Lang (V)	16		0.70	53.77 Entry: 53.33 +0.44	
	50m: 26.09 100m: 53.77 (27.68)					
34	 Neo Ulrich	18		0.72	53.78 Entry: 52.79 +0.99	QB
	50m: 25.17 100m: 53.78 (28.61)					
35	 Daniel Williams (\)	19		0.68	53.94 Entry: 54.60 -0.66	
	50m: 26.20 100m: 53.94 (27.74)					
36	 Zandre Herbst	15		0.74	53.95 Entry: 54.62 -0.67	
	50m: 25.90 100m: 53.95 (28.05)					
37	 Samuel Poching	23		0.73	54.14 Entry: 53.89 +0.25	
	50m: 26.36 100m: 54.14 (27.78)					
38	 Rylind Wheeler	17		0.65	54.25 Entry: 54.72 -0.47	QB
	50m: 26.15 100m: 54.25 (28.10)					
39	 William Delamare	18		0.64	54.30 Entry: 52.27 +2.03	
	50m: 25.65 100m: 54.30 (28.65)					
40	 Henry Williams	23		0.70	54.33 Entry: 52.29 +2.04	
	50m: 26.02 100m: 54.33 (28.31)					
41	 Dominic Barton	14		0.71	54.34 Entry: 54.88 -0.54	
	50m: 26.06 100m: 54.34 (28.28)					
42	 Daniel Ecclestone	16		0.67	54.39 Entry: 54.44 -0.05	
	50m: 26.25 100m: 54.39 (28.14)					
43	 Sean Burke	17		0.72	54.43 Entry: 53.35 +1.08	
	50m: 25.83 100m: 54.43 (28.60)					
44	 Osbert Gu	17		0.74	54.50 Entry: 55.00 -0.50	
	50m: 26.03 100m: 54.50 (28.47)					

54.61

45	 Mun Jager	18		0.67	Entry: 53.35	+1.26
	50m: 25.71 100m: 54.61 (28.90)					
46	 Ryleigh McEwan	17		0.67	54.65 Entry: 55.03	-0.38
	50m: 26.44 100m: 54.65 (28.21)					
47	 Jonathan Swanep	18		0.62	54.76 Entry: 52.48	+2.28
	50m: 26.05 100m: 54.76 (28.71)					
48	 Alex Sandford	16		0.72	54.77 Entry: 54.46	+0.31
	50m: 25.99 100m: 54.77 (28.78)					
49	 Corne Diener	18		0.64	54.81 Entry: 54.91	-0.10
	50m: 26.22 100m: 54.81 (28.59)					
50	 Lucas Bell	17		0.68	55.06 Entry: 55.42	-0.36
	50m: 26.20 100m: 55.06 (28.86)					
51	 Luke Jackson	18		0.75	55.32 Entry: 54.95	+0.37
	50m: 26.75 100m: 55.32 (28.57)					
52	 Daniel Loh	17		0.69	55.34 Entry: 55.73	-0.39
	50m: 26.69 100m: 55.34 (28.65)					
53	 Elwin Bao	17		0.69	55.39 Entry: 54.90	+0.49
	50m: 26.32 100m: 55.39 (29.07)					
54	 Caign Boonen	18		0.68	55.40 Entry: 54.66	+0.74
	50m: 26.64 100m: 55.40 (28.76)					
55	 Ewan O'Connor-C	17		0.74	55.49 Entry: 55.17	+0.32
	50m: 26.52 100m: 55.49 (28.97)					
56	 Hans Haufe	18		0.69	55.58 Entry: 55.44	+0.14
	50m: 26.62 100m: 55.58 (28.96)					
57	 Manson Meng	15		0.65	55.59 Entry: 55.52	+0.07
	50m: 26.38 100m: 55.59 (29.21)					
58	 Cole Fougere	17		0.59	55.87 Entry: 54.66	+1.21
	50m: 26.42 100m: 55.87 (29.45)					
59	 Zachary Horton	14		0.69	55.96 Entry: 55.25	+0.71
	50m: 27.20 100m: 55.96 (28.76)					
60	 Clayton Fell	19		0.68	56.01 Entry: 55.53	+0.48

50m: 27.06 100m: 56.01 (28.95)

61	 Noah Lomas	14		0.69	56.11 Entry: 55.33 +0.78
	50m: 26.97 100m: 56.11 (29.14)				
62	 Connor Webby	16		0.68	56.14 Entry: 55.01 +1.13
	50m: 26.78 100m: 56.14 (29.36)				
63	 Lucas Perceval	18		0.74	56.18 Entry: 54.97 +1.21
	50m: 26.98 100m: 56.18 (29.20)				
64	 Oscar Pedersen	17		0.69	56.20 Entry: 54.65 +1.55
	50m: 26.97 100m: 56.20 (29.23)				
65	 Murdoch Phillips	18		0.68	56.22 Entry: 55.36 +0.86
	50m: 26.51 100m: 56.22 (29.71)				
66	 Yeenok Zhang	18		0.64	56.27 Entry: 52.14 +4.13
	50m: 26.61 100m: 56.27 (29.66)				
67	 Sam Li	17		0.68	56.98 Entry: 55.41 +1.57
	50m: 27.54 100m: 56.98 (29.44)				
-	 Kale Twist	22			DNS